



**Benchtop
Centrifuges,
non-refrigerated
and refrigerated**

DJB Labcare - The UK's Leading Centrifuge Specialist
info@djblabcare.co.uk www.djblabcare.co.uk
01985 12598

ROTINA 38

The high-performance benchtop centrifuges ROTINA 38 and ROTINA 38 R impress by state-of-the-art technology, large capacity, extremely easy handling and exceptionally smooth and quiet running.

Accommodating a multitude of tubes used in today's laboratory routine the ROTINA 38 type of centrifuges enable a wide range of applications.

Developed for high efficiency ROTINA 38/38 R are mainly employed in diagnostics, cell culture, genetics research and microbiology.

Top quality is Hettich standard

Performance

Large capacity

e.g. 4 x 250 ml, 48 x 15 ml, 10 x 50 ml (Falcon® tubes).

Extremely short run-up and run-down times.

High RCF

up to 16,233 with standard tubes, 24,400 with microlitre tubes.

Efficient cooling

controllable from -20 °C to +40 °C (ROTINA 38 R).

On option, the ROTINA 38 R is also available

- with connexion to an external refrigerated/heating circulator (to be provided by the customer) – Cat. No. **1707-50** (without internal cooling unit). Dependent on the performance of the circulator, the centrifuge can heat or cool within a range of 0 °C + 90 °C.
- with connexion for flushing with nitrogen – Cat. No. **1707-20** (without monitoring and controlling system)

3 complete running programmes can be stored and recalled.

Technology

Smooth and quiet running
Extraordinary speed stability
Brushless maintenance-free induction drive

Design

Ergonomically arranged controls and displays
Viewing port in the lid
A special lid locking device enables effortless closing and opening of the lid with one hand.

Safety

Housing and lid of metal for stability

Housing finished in scratch and impact resistant powder coating

Centrifuging chamber and inner lid cover of stainless steel

Additionally steel-armoured centrifuging chamber

Easily exchangeable rotors

Automatic rotor recognition

Imbalance switch - off

Lid locking and holding during rotor run

Lid dropping protection

Emergency lid lock release



Hettich manufactures high quality centrifuges.

All stages from design to end product are continuously subjected to the strictest controls.

Evidence of conformity with national and international regulations such as IEC 61010 is provided by corresponding certificates.

Of course, Hettich centrifuges are CE marked.

The ISO 9001:2000 certificate accredited to the entire company bears witness to the extreme care and responsibility Hettich puts into the manufacture of centrifuges and their accessories.

This is why Hettich centrifuges are known for safety and reliability all over the world.

DJB Labcare - The UK's Leading Centrifuge Specialist
info@djblabcare.co.uk **www.djblabcare.co.uk**
01908 612598



ROTINA 38 R

benchtop centrifuge, refrigerated
dimensions (H x W x D): 379 x 468 x 721 mm

Cat.-No. **1707**



ROTINA 38

benchtop centrifuge
dimensions (H x W x D):
379 x 468 x 563 mm

Cat.-No. **1703**

The fully developed up-to-date N control panel meets the requirements of the users and is extremely easy to operate.

Entry of the parameters is fast, precise and convenient with selector keys on the water-protected foil keypad.

The large display is well readable. During centrifugation the actual values of the parameters are indicated.

The parameters remain in the memory even after the centrifuge has been switched off.

Speed RPM: Input in increments of 10.

Relative centrifugal force RCF: Input in increments of 10.

Change-over RPM/RCF: By entering the rotor radius r/mm the centrifuge calculates and indicates speed or RCF.

Running time t: Input in minutes and seconds, max. 99 min., 59 sec.

Run-up/ run-down times: Input of acceleration and braking ramps in levels 1 – 9 or unbraked run-down.

Temperature T: With the refrigerated model input in increments of 1°C within a range of -20°C to +40°C.

Memory: 3 complete running programmes can be stored and recalled.

Impulse key: For short centrifuging operations. The rotor spins at the preselected speed or RCF as long as the key remains pressed.



DJB Labcare - The UK's Leading Centrifuge Specialist
info@djblabcare.co.uk www.djblabcare.co.uk
01908 612598

Accessories



90°

Swing-out rotor, 4-place, n = 4,600 min⁻¹, RCF 3,832

Cat.-No. **1724** without buckets

illustrated with buckets No. 1430
and lids No. 1382,
tested for biocontainment ⁵⁾

capacity ml	1.5/2.0	1	3	5	6	7	9	15	25	50	100	10	30	50	85	15	50
dimensions Ø x L mm	11 x 38	6 x 45 Rhesus	10 x 60	13 x 75	12 x 82	12 x 100	14 x 100	17 x 100	24 x 100	34 x 100	44 x 100	16 x 80	26 x 95	29 x 107	38 x 106	17 x 120	29 x 115
Cat.-No.	2078/0536	-	-	-	0501	0578	0500	0518	0519	0521	0526	-	0545	0546	0547	0509	0513
lid No. 1382 biocontainment ⁵⁾ Cat.-No. 1430																	
Cat.-No.	1351	1339	1343	1383	1383	1383	1329	1329	1330	1331	0761	1348	4417	4416	1396	1347	1384
tubes per rotor	20	108	36	20	20	20	16	16	4	4	4	16	4	4	4	4	4
RCF	3,549	3,738	3,785	3,690	3,690	3,690	3,667	3,667	3,525	3,501	3,690	3,690	3,549	3,785	3,761	3,832	3,832
radius in mm	150	158	160	156	156	156	155	155	149	148	156	156	150	160	159	162	162
run-up in sec	16																
run-down in sec	☐ 19 ☐ 232																
temperature °C ¹⁾	- 4																

capacity ml	12	25	30	50	1.6 - 7	4 - 10	10	1.1 - 1.4	2.7 - 3	2.6 - 2.9	4 - 5.5	4.5 - 5	4.9	7.5 - 8.2	9 - 10	30	
dimensions Ø x L mm	17 x 100	25 x 90	25 x 110	29 x 115	13 x 75/100	16 x 75/100	15 x 102	8 x 66	11 x 66	13 x 65	15 x 75	11 x 92	13 x 90	15 x 92	16 x 92	44 x 105	
Cat.-No.	-	-	-	-	blood collection tubes / urine tubes											0534	
lid No. 1382 biocontainment ⁵⁾ Cat.-No. 1430																	
Cat.-No.	6311	1363	1365	6318	1383	1348	1329	1457	1383	1383	1459	1383	1383	1459	1329	0765	
tubes per rotor	4	4	4	4	20	16	16	28	20	20	16	20	20	16	16	4	
RCF	3,832	3,407	3,832	3,832	3,690		3,832	3,714	3,690	3,690	3,714	3,690	3,690	3,714	3,667	3,667	
radius in mm	162	144	162	162	156		162	157	156	156	157	156	156	156	155	155	
run-up in sec	16																
run-down in sec	☐ 19 ☐ 232																
temperature °C ¹⁾	- 4																

* A rubber stopper for closing the tube is available with Cat. No. 0534

☐ braked run-down at level 9
☐ unbraked run-down

¹⁾ Lowest attainable temperature at max. speed in the refrigerated ROTINA 38 R.

⁴⁾ Without rubber insert

⁵⁾ Tested by the TÜV for conformity with DIN EN 61010, part 2, 033

Adapters for additional tubes on request.

Please take care not to exceed the tubes' max. permissible RCF. For glass tubes the max. RCF is 4,000.

DJB Labcare - The UK's Leading Centrifuge Specialist
 info@djblabcare.co.uk www.djblabcare.co.uk 01908 612298



∠90°

Swing-out rotor, 4-place, n = 4,600 min⁻¹, RCF 3,832


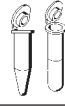























Cat.-No **1724** without buckets






























illustrated with buckets No. 1425,
adapters No. 1438 for blood collection
tubes and No. 1443 for conical 50 ml
tubes with screw cap



Hettich rotors are designed
for continuous duty and long
service life.

Customers' requirements
and demands on safety as well
as easy handling have been
considered.

The automatic rotor recognition
system defines the max. speed
of each rotor so that it cannot
be stressed beyond its design
limits.

capacity ml	1.5/2.0	1	3	5	6	7	9	15	25	50	100
dimensions Ø x L mm	11 x 38	6 x 45 Rhesus	10 x 60	13 x 75	12 x 82	12 x 100	14 x 100	17 x 100	24 x 100	34 x 100	44 x 100
Cat.-No.	2078/0536	-	-	-	0501	0578	0500	0518	0519	0521	0526
 Cat.-No 1425											
											
Cat.-No.	1444	1432	1433	1438	1434	1434	1431	1431	1435	1436	1437
tubes per rotor	36	144	56	28	48	48	28	28	8	4	4
RCF	3,572	3,643	3,596	3,596	3,596	3,596	3,596	3,596	3,596	3,596	3,501
radius in mm	151	154	152	152	152	152	152	152	152	152	148
run-up in sec	16										
run-down in sec	19  232 										
temperature °C ¹⁾	- 9										

capacity ml	15	50	50	1.6 - 7	4 - 10	1.1 - 1.4	2.7 - 3	2.6 - 2.9	4 - 5.5	4.5 - 5	4.9	7.5 - 8.2	9 - 10
dimensions Ø x L mm	17 x 120	29 x 115	29 x 115	13 x 75/100	16 x 75/100	8 x 66	11 x 66	13 x 65	15 x 75	11 x 92	13 x 90	15 x 92	16 x 92
Cat.-No.	0509	0513	-	blood collection tubes / urine tubes									
 Cat.-No 1425													
													
Cat.-No.	1736	1443	1737	1438	1441	1458	1438	1438	1441	1438	1438	1431	1439
tubes per rotor	16	4	4	28	28	36	28	28	28	28	28	28	16
RCF	3,738	3,738	3,738	3,596	3,596	3,690	3,596	3,596	3,596	3,596	3,596	3,596	3,596
radius in mm	158	158	158	152	152	156	152	152	152	152	152	152	152
run-up in sec	16												
run-down in sec	19  232 												
temperature °C ¹⁾	- 9												

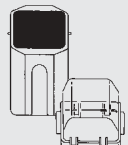
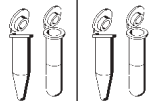
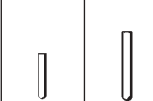

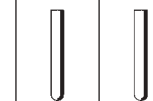
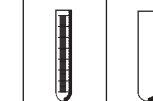


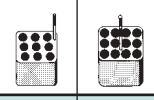
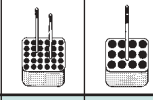
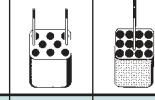
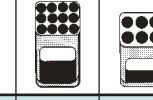
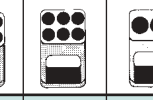
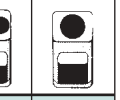

 braked run-down at level 9
 unbraked run-down

¹⁾ Lowest attainable temperature at max. speed
in the refrigerated ROTINA 38 R.

Adapters for additional tubes on request.

Please take care not to exceed the tubes' max. permissible RCF. For glass tubes the max. RCF is 4,000.

Accessories

capacity ml	1.5/2.0	1.5/2.0	1	3	5	6	7	9	15	25	50
dimensions Ø x L mm	11 x 38	11 x 38	6 x 45 Rhesus	10 x 60	13 x 75	12 x 82	12 x 100	14 x 100	17 x 100	24 x 100	34 x 100
Cat.-No.	2078/0536	2078/0536	-	-	-	0501	0578	0500	0518	0519	0521
 lid Cat.-No. 1421 Cat.-No. 1427											
											
Cat.-No.	5277	5273	1357	1327	1732	5229	5230	5237	5231	5232	5233
tubes per rotor	36	48	120	48	32	48	48	24	24	8	4
RCF	3,761	3,714	3,738	3,714	3,690	3,714	3,620	3,620	3,620	3,620	3,620
radius in mm	159	157	158	157	156	157	153	153	153	153	153
run-up in sec	16										
run-down in sec	<input type="checkbox"/> 19 <input type="checkbox"/> 232										
temperature °C ¹⁾	- 2										

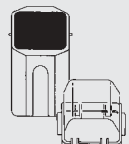
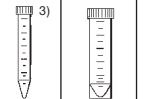
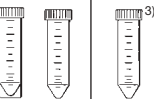


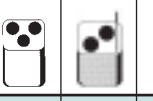
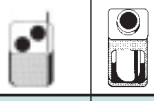




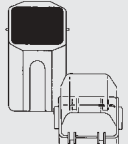


























◁90°

Swing-out rotor, 4-place, n = 4,600 min⁻¹, RCF 3,809

Cat.-No. **1724** without buckets

illustrated with buckets No.1427 and lids No.1421

capacity ml	15	25	30	50	50
dimensions Ø x L mm	17 x 120	25 x 90	25 x 110	29 x 115	29 x 115
Cat.-No.	0509	-	-	0513	-
 lid Cat.-No. 1421 Cat.-No. 1427					
					
Cat.-No.	1733	1731	1731	5276	5233
tubes per rotor	12	8	8	4	4
RCF	3,809	3,643	3,643	3,714	3,620
radius in mm	161	154	154	157	153
run-up in sec	16				
run-down in sec	<input type="checkbox"/> 19 <input type="checkbox"/> 232				
temperature °C ¹⁾	- 2				

capacity ml	1.6 - 5	4 - 7	4 - 7	8.5 - 10	10	1.1 - 1.4	2.7 - 3	2.6 - 2.9	4 - 5.5	4.5 - 5	4.9	7.5 - 8.2	9 - 10
dimensions Ø x L mm	13 x 75	13 x 100	16 x 75	16 x 100	15 x 102	8 x 66	11 x 66	13 x 65	15 x 75	11 x 92	13 x 90	15 x 92	16 x 92
Cat.-No.	blood collection tubes / urine tubes												
 lid Cat.-No. 1421 Cat.-No. 1427													
													
Cat.-No.	1732	1732	5271	5231	5279	5278	5229	1732	5279	5229	1732	5279	5271
tubes per rotor	32	32	20	24	20	48	48	32	20	20	20	20	20
RCF	3,690	3,690	3,643	3,620	3,761	3,761	3,714	3,690	3,761	3,714	3,690	3,761	3,643
radius in mm	156	156	154	153	159	159	157	156	159	156	156	159	154
run-up in sec	16												
run-down in sec	<input type="checkbox"/> 19 <input type="checkbox"/> 232												
temperature °C ¹⁾	- 2												

braked run-down at level 9
 unbraked run-down

¹⁾ Lowest attainable temperature at max. speed in the refrig. ROTINA 38 R.

³⁾ When using these tubes bucket No.1427 cannot be closed with lid No.1421.

⁴⁾ Without rubber insert

Adapters for additional tubes on request.

Please take care not to exceed the tubes' max. permissible RCF. For glass tubes the max. RCF is 4,000.

DJB Labcare - The UK's Leading Centrifuge Specialist
 info@djblabcare.co.uk www.djblabcare.co.uk 01908 612598

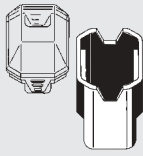


























∠90°

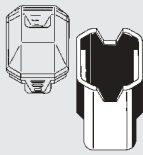

















Swing-out rotor, 4-place, n = 4,000 min⁻¹, RCF 3,095

Cat.-No **1798** without buckets

illustrated with buckets No. 5091 and lid No. 5095

capacity ml	1.5/2.0	1.5/2.0	3	5	6	7	9	15	25	50	100	100
dimensions Ø x L mm	11 x 38	11 x 38	10 x 60	13 x 75	12 x 82	12 x 100	14 x 100	17 x 100	24 x 100	34 x 100	40 x 115	44 x 100
Cat.-No.	-	2078/0536	-	-	0501	0578	0500	0518	0519	0521	0523	0526
 Cat.-No. 5091												
												
Cat.-No.	5257	5281	5267	5227	5227	5247	5264	5248	5242	5243	5249	5262
tubes per rotor	160	64	80	80	80	80	48	48	20	8	4	4
RCF	1,950/2,826	2,826	2,737	2,773	2,773	2,755	2,773	2,755	2,755			
radius in mm	109/158	158	153	155	155	154	155	154	154			
run-up in sec	32											
run-down in sec	☐ 34 ○ 265											
temperature °C ¹⁾	- 2											

With Cat. No. 5247-91 or 5248-91 these adapters can be ordered with a decanting aid.

capacity ml	1.1 - 1.4	2.7 - 3	2.6 - 2.9	4 - 5.5	4.5 - 5	4.9	7.5 - 8.2	9 - 10	two-tier frame for cyto preparations	
dimensions Ø x L mm	8 x 66	11 x 66	13 x 65	15 x 75	11 x 92	13 x 90	15 x 92	16 x 92		
Cat.-No.	blood collection tubes								Please ask for our detailed cyto brochure !	
 Cat.-No. 5091										
										
Cat.-No.	5267	5227	5268	5264	5227	5268	5264	5258	5280	
tubes per rotor	80	80	48	48	80	48	48	44	8	
RCF	2,737	2,773	2,808	2,773	2,773	2,808	2,773	2,755	1,664/2,665	
radius in mm	153	155	157	155	155	157	155	154	93/149	
run-up in sec	32									
run-down in sec	☐ 34 ○ 265									
temperature °C ¹⁾	- 2									

☐ braked run-down at level 9
 ○ unbraked run-down

¹⁾ Lowest attainable temperature at max. speed in the refrigerated ROTINA 38 R.

Please take care not to exceed the tubes' max. permissible RCF. For glass tubes the max. RCF is 4,000.

DJB Labcare - The UK's Leading Centrifuge Specialist
 info@djblabcare.co.uk www.djblabcare.co.uk
 01908 612598

capacity ml	1.6 - 5	4 - 7	4 - 7	8.5 - 10	10	15	50	12	30	50
dimensions Ø x L mm	13 x 75	13 x 100	16 x 75	16 x 100	15 x 102	17 x 120	29 x 115	17 x 100	25 x 110	29 x 115
Cat.-No.	blood collection tubes / urine tubes					0509	0513	-	-	-
lid Cat.-No. 5095										
Cat.-No. 5091										
										+2x6316
Cat.-No.	5268	5268	5264	5248	5258	6306	5259	6306	5266	5243
tubes per rotor	48	48	48	48	44	28	8	28	20	8
RCF	2,808	2,808	2,773	2,755	2,755	2,898	2,826	2,898	2,755	2,755
radius in mm	157	157	155	154	154	162	158	162	154	154
run-up in sec	32									
run-down in sec	☐ 34 ○ 265									
temperature °C ¹⁾	- 2									

☐ braked run-down at level 9

¹⁾ Lowest attainable temperature at max. speed in the refrigerated ROTINA 38 R.

○ unbraked run-down

⁴⁾ When using these tubes, bucket No. 5091 cannot be closed with lid No. 5095.


capacity ml	6	7	15	25	50	100	100	250	250	15	50	12	25	30	50
dimensions Ø x L mm	12 x 82	12 x 100	17 x 100	24 x 100	34 x 100	44 x 100	40 x 115	65 x 115	62 x 122	17 x 120	29 x 115	17x100	25 x 90	25 x 110	29 x 115
Cat.-No.	0501	0578	0518	0519	0521	0526	0523	0530	5127	0509	0513	-	-	-	-
lid No. 5093															
biocontainment ⁵⁾															
Cat.-No. 5092	5128	5120	5121	5122	5124	5125	5126	1057	6319	5129	5123	5121	5134	5122	5135
tubes per rotor	48	48	28	16	4	4			4	28	8	28	12	16	8
RCF	3,005		2,898		2,952	2,952			3,095	3,095		3,005	2,826	2,898	3,022
radius in mm	168		162		165	165			173	173		168	158	162	159
run-up in sec	32														
run-down in sec	☐ 34 ○ 265														
temperature °C ¹⁾	-3														

⁵⁾ Tested by the TÜV in conformity with DIN EN 61010, part 2-020

⁶⁾ Please remove the insert in adapter No. 5129, before closing bucket No. 5092 with lid No. 5093

DJB Labcare - The UK's Leading Centrifuge Specialist
 info@djblabcare.co.uk www.djblabcare.co.uk
 01908 612598

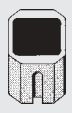
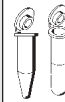







Accessories
























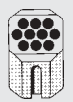







<90°

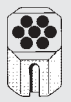












**Swing-out rotor, 6-place,
n = 4,000 min⁻¹, RCF 2,808**

Cat.-No. **1726** without suspensions
illustrated with suspensions No. 1742

capacity ml	1.5/2.0	1	3	4
dimensions ØxLmm	11 x 38	6x45 rhesus	10 x 60	12 x 60
Cat.-No.	2078/0536	-	-	-
 Cat.-No. 1366				
				
Cat.-No.	5277	1357	1327	1326
tubes per rotor	54	180	72	72
RCF	2,325	2,308	2,290	2,290
radius in mm	130	129	128	128
run-up in sec	16			
run-down in sec	☐20 ☐210			
temperature °C ¹⁾	- 10			

capacity ml	5	5	7	9	15	20	25	45	50	50
dimensions ØxLmm	13 x 75	13 x 75	12 x 100	14 x 100	17 x 100	21 x 100	24 x 100	31 x 100	34 x 100	34 x 100
Cat.-No.	-	-	0578	0500	0518	-	0519	-	0521	0521
 Cat.-No. 1726										
	 with decanting aid		 with decanting aid							
Cat.-No.	1369-91	1372	1369-92	1370	1369	1346	1745	1345	1746	1308
tubes per rotor	24	102	24	30	24	12	12	6	6	6
RCF	2,576	2,522	2,665	2,665	2,665	2,719	2,808	2,719	2,808	2,647
radius in mm	149	141	149	149	149	152	157	152	157	148
run-up in sec	16									
run-down in sec	☐20 ☐210									
temperature °C ¹⁾	- 10	- 10	- 10	- 13	- 10	- 13	- 9	- 13	- 9	- 9

capacity ml	9	1.1 - 1.4	4.5 - 5	4.9
dimensions ØxLmm	14 x 100	8 x 66	11 x 92	13 x 90
Cat.-No.	0500	blood collection tubes		
 Cat.-No. 1741				
	 rubber insert	 rubber insert	 ##	
Cat.-No.	0701	0701	-	-
tubes per rotor	60	36	60	
RCF	2,773	2,808		
radius in mm	155	157		
run-up in sec	16			
run-down in sec	☐20 ☐210			
temperature °C ¹⁾	- 9			

capacity ml	15	15	4 - 5.5	9 - 10	10	1.6 - 5	4 - 7	8.5 - 10
dimensions ØxLmm	17 x 100	17 x 120	15 x 75	16 x 92	15 x 102	13 x 75	16 x 75	16 x 100
Cat.-No.	0507	0509	blood collection tubes / urine tubes					
 Cat.-No. 1742								
		 ##	 PP insert			 rubber insert	 rubber insert	
Cat.-No.	-	-	1744	-	-	16	1716	-
tubes per rotor	42	18	42	42	18	42	42	42
RCF	2,808	2,808	2,576	2,808	2,808	2,683	2,683	2,808
radius in mm	157	157	144	157	157	150	150	157
run-up in sec	16							
run-down in sec	☐20 ☐210							
temperature °C ¹⁾	- 4							

☐ braked run-down at level 9
☐ unbraked run-down

¹⁾ Lowest attainable temperature at max. speed in the refrig. ROTINA 38 R.

May only be loaded according to pattern

Adapters for additional tubes on request

Please take care not to exceed the tubes' max. permissible RCF. For glass tubes the max. RCF is 4,000.


































∠90°

**Swing-out rotor, 4-place,
n = 4,000 min⁻¹, RCF 2,808**

Cat.-No. **1794** without buckets

illustrated with buckets No. 1790

capacity ml	5	6	7	15	25	50	100	100	250	250	15	50	25	30	10
dimensions Ø x L mm	13 x 75	12 x 82	12 x 100	17 x 100	24 x 100	34 x 100	44 x 100	40 x 115	65 x 115	62 x 122	17 x 120	29 x 115	25 x 90	25 x 110	15 x 102
Cat.-No.	-	0501	0578	0518	0519	0521	0526	0523	0530	5127	0509	0513	-	-	urine tube
 Cat.-No. 1790															
															
Cat.-No.	5128	5128	5120	5121	5122	5124	5125	5126	1791	6319	5133	1793	5134	5122	5121
tubes per rotor	48	48	48	28	16	4	4	4	4	4	16	8	12	16	28
RCF	2,701	2,719	2,701	2,701	2,594	2,665	2,647	2,647	2,808	2,808	2,808	2,808	2,540	2,594	2,701
radius in mm	151	152	151	151	145	149	148	148	157	157	157	157	142	145	151
run-up in sec	16														
run-down in sec	<input type="checkbox"/> 20 <input type="checkbox"/> 246														
temperature °C ¹⁾	- 3														



∠25°


















Angle rotor, 4-place

ROTINA 38 R:
n = 9,500 min⁻¹, RCF 12,007

ROTINA 38:
n = 9,000 min⁻¹, RCF 10,776

Cat.-No. **1796**

* The screw cap for tube No. 0538 is available with Cat. No. 0539 (dimensions with cap: 38 x 106 mm).

capacity ml	15	25	10	30	50	85	94	250
dimensions Ø x L mm	17 x 100	24 x 100	16 x 80	26 x 95	29 x 107	38 x 106	38 x 102	62 x 122
Cat.-No.	0518	0519	-	0545	0546	0547	0538*	5127
 Cat.-No. 1796								
								
Cat.-No.	5646	5642	5641	5642	5643	5644	5642	-
tubes per rotor	28	12	32	12	4	4	4	4
RCF ROTINA 38 R	11,301	10,897	11,402	10,897	10,090	10,992	10,992	12,007
RCF ROTINA 38	10,142	9,780	10,233	9,780	9,056	9,237	9,237	10,776
radius in mm	112	108	113	108	109	102	102	119
run-up in sec	98							
run-down in sec	<input type="checkbox"/> 105/120 <input type="checkbox"/> 110/115							
temperature °C ¹⁾	+							

braked run-down at level 9
 unbraked run-down

¹⁾ Lowest attainable temperature at max. speed in the refriger. ROTINA 38 R.

⁴⁾ Without rubber insert

Adapters for additional tubes on request

Please take care not to exceed the tubes' max. permissible RCF. For glass tubes the max. RCF is 4,000.



<45°

Angle rotor, 6-place,

ROTINA 38 R: n = 11,000 min⁻¹, RCF 16,504

ROTINA 38: n = 10,000 min⁻¹, RCF 13,640

Cat.-No. **1720**



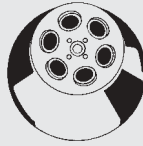
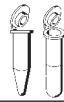
















<45°
























Angle rotor, 6-place, with lid

ROTINA 38 R: n = 11,000 min⁻¹, RCF 16,504

ROTINA 38: n = 10,000 min⁻¹, RCF 13,640

Cat.-No. **1792**

capacity ml	1.5/2.0	10	15	30	50	85	9 - 10	15	50
dimensions Ø x L mm	11 x 38	16 x 80	17 x 100	26 x 95	29 x 107	38 x 106	16 x 92	17 x 120	29 x 115
Cat.-No.	2078/0536	-	0518	0545	0546	0547	blood collection tube	0509	0513
 Cat.-No. 1720									
									
Cat.-No.	1449	1448	1451	1447	1446	-	1451	1466	1454
tubes per rotor	24	12	6	6	6	6	6	6	6
RCF ROTINA 38 R	15,557	15,286	15,286	15,151	15,828	16,504	15,286	15,557	16,098
RCF ROTINA 38	12,857	12,633	12,633	12,522	13,081	13,640	12,633	12,857	13,304
radius in mm	115	113	113	112	117	122	113	115	119
run-up in sec	58 / 56								
run-down in sec	☐ 58 ☐ 1960 ☐ 57 ☐ 1780								
temperature °C ¹⁾	- 1								

capacity ml	1.5/2.0	10	15	25	30	50	85	94	7.5 - 8.2	10	15	50
dimensions Ø x L mm	11 x 38	16 x 80	17 x 100	24 x 100	26 x 95	29 x 107	38 x 106	38 x 102	15 x 92	15 x 102	17 x 120	29 x 115
Cat.-No.	2078/0536	-	0518	0519	0545	0546	0547	0538 *	blood collection tube	urine tube	0509	0513
 Cat.-No. 1792												
												
Cat.-No.	1449	1448	1451	1447	1447	1446	-	-	1451	1451	1466	1454
tubes per rotor	24	12	6	6	6	6	6	6	6	6	6	6
RCF ROTINA 38 R	15,828	15,557	15,557	15,151	15,151	15,828	16,504	16,504	15,557	15,557	16,528	16,098
RCF ROTINA 38	13,081	12,857	12,857	12,522	12,522	13,081	13,640	13,640	12,857	12,857	13,081	13,304
radius in mm	117	115	115	112	112	117	122	122	115	115	117	119
run-up in sec	58 / 56		56 / 53									
run-down in sec	☐ 56 ☐ 1040 ☐ 53 ☐ 1930											
temperature °C ¹⁾	+ 7											

☐ braked run-down at level 9
 ☐ unbraked run-down

¹⁾ Lowest attainable temperature at max. speed in the refrig. ROTINA 38 R.

* The screw cap for tube No. 0538 is available with Cat.-No. 0539 (dimensions with cap: 38 x 106 mm)

Adapters for additional tubes on request

Please take care not to exceed the tubes' max. permissible RCF. For 30 ml tubes the max. RCF is 4,000.

DJB LabCare - The UK's Leading Centrifuge Specialist
 info@djblabcare.co.uk www.djblabcare.co.uk 01908 612598

Accessories












∠45°

Angel rotor, 30-place, with lid
n = 15,000 min⁻¹, RCF 24,400

Cat.-No. **1789**












tested for biocontainment ⁵⁾

capacity ml	0.2 / 0.4	0.5	0.8	1.5	2.0
dimensions Ø x L mm	6 x 18/45	8 x 30	8 x 45	11 x 38	11 x 38
Cat.-No.	-	-	-	2078	0536
 Cat.-No. 1789					
				For centrifugation at high speeds we recommend to use adapter No. 2031	
Cat.-No.	2024	2023	2023	-	-
tubes per rotor	30				
RCF	24,400				
radius in mm	97				
run-up in sec	15				
run-down in sec	☐ 15 ☐ 241				
temperature °C ¹⁾	+ 4				



Drum rotor, 6-place, with lid
n = 15,000 min⁻¹, RCF 18,866

Cat.-No. **1711** without frames
 illustrated with frames No. 1377





capacity ml	0.2 / 0.4	0.5	0.8	1.5	2.0
dimensions Ø x L mm	6 x 18/45	8 x 30	8 x 45	11 x 38	11 x 38
Cat.-No.	-	-	-	2078	0536
 Cat.-No. 1711					
					
Cat.-No.	1378	1379	1379	1377	1377
tubes per rotor	192	126	126	60	60
RCF	18,866				
radius in mm	75				
run-up in sec	25 / 16				
run-down in sec	☐ 28 ☐ 402 ☐ 18 ☐ 355				
temperature °C ¹⁾	+ 6				



∠45°

Swing-out rotor, 10-place,
n = 4,600 min⁻¹, RCF 3,856

Cat.-No. **1717** with buckets

capacity ml	15	50
dimensions Ø x L mm	17 x 120	29 x 115
Cat.-No.	0509	0513
 Cat.-No. 1717		
		
Cat.-No.	1462	-
tubes per rotor	10	
RCF	3,856	
radius in mm	163	
run-up in sec	15	
run-down in sec	☐ 19 ☐ 206	
temperature °C ¹⁾	- 3	

☐ braked run-down at level 9
 ☐ unbraked run-down

¹⁾ Lowest attainable temperature at max. speed in the refig. ROTINA 38 R.

⁵⁾ Tested by the TÜV in conformity with DIN EN 61010, part 2-020.

Adapters for additional tubes on request.



Cyto rotor, 8-place

Cat. No. **1748** without buckets
 illustrated with buckets No. 1680
 More information is available in a detailed cyto brochure.
 Please ask for it!

Please take care not to exceed the tubes' max. permissible RCF. For glass tubes the max. RCF is 4,000.

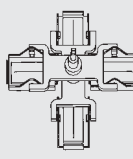




DJB Labcare - The UK's Leading Centrifuge Specialist
 info@djblabcare.co.uk www.djblabcare.co.uk 01908 612598



<90°

Swing-out rotor, 4-place, n = 4,000 min⁻¹, RCF 2,111

Cat.-No. **1725** without carriers
illustrated with carriers No. 4345

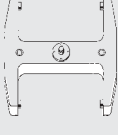

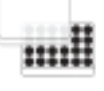


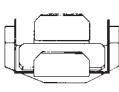
	Microtitre plate	Microtitre plate with lid	Culture plate
			
Cat.-No. 1725			
Cat.-No.	4345		
plates per rotor	4		
RCF	2,111		
radius in mm	118		
run-up in sec	16		
run-down in sec	☐ 18 ○ 182		
temperature °C ¹⁾	- 16		



<90°

Swing-out rotor, 2-place, n = 4,000 min⁻¹, RCF 2,075

Cat.-No. **1713** without carriers
illustrated with carriers No.1735

	Microtitre plate	Microtitre plate with lid	Culture plate	Deep well plate
				
Cat.-No. 1713				
Cat.-No.	1735			
plates per rotor	8	6	4	2
RCF	2,075			
radius in mm	116			
run-up in sec	17			
run-down in sec	☐ 31 ○ 430			
temperature °C ¹⁾	- 15			

☐ braked run-down at level 9
○ unbraked run-down

¹⁾ Lowest attainable temperature at max. speed in the refrigerated ROTINA 38 R.

Adapters for additional tubes on request.

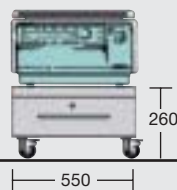
Save space on the laboratory bench and gain more flexibility ...with rolling cabinets for Hettich centrifuges

All models are of sturdy design and feature large castors and two locks.

Any vibrations of the centrifuge are safely compensated.

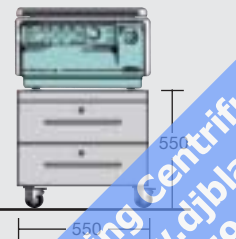
low and narrow, with one drawer depth 650 mm

Cat.-No. **4612**



high and narrow, with two drawers depth 650 mm

Cat.-No. **4613**




low and wide, with one drawer depth 650 mm

Cat.-No. **4614**



high and wide, with two drawers depth 650 mm

Cat.-No. **4615**



Please take care not to exceed the tubes' max. permissible RCF. For all tubes the max. RCF is 4,000.

DJB Labcare - The UK's Leading Centrifuge Specialist
 info@djblabcare.co.uk www.djblabcare.co.uk 01908 612598

Technical Details



ROTINA 38

Benchtop centrifuge, without rotor

Cat.-No.1703 Cat.-No. 1703-01

ROTINA 38 R

Benchtop centrifuge, refrigerated, without rotor

Cat.-No.1707 Cat.-No. 1707-01

* Power supply:	220-240 V 1~	110-127 V 1~	208-240 V 1~	110-127 V 1~
Frequency:	50-60 Hz	50-60 Hz	50 Hz	60 Hz
Consumption:	880 VA	760 VA	1300 VA	1500 VA
Radio interference:	EN 55011 ISM class B	FCC class A	EN 55011 ISM class B	FCC class A
Immunity:	EN 50082-1	-	EN 50082-1	-
Capacity:	4 x 250 ml			
Speed/RCF:	n = 15,000 min ⁻¹ / RCF 24,400			
Centrifuging chamber temperature:	controllable from -20°C to +40°C			
Running time:	1-99 min, ∞ (continuous run), impulse key (short cycle mode)			
Dimensions (H x W x D):	379 x 468 x 563 mm		379 x 468 x 721 mm	
Weight:	approx. 47 kg		approx. 73 kg	

* other voltages on request

Design

Housing and lid of metal for safety. Panelling finished in a scratch and impact resistant coating. Centrifuging chamber and inner lid of stainless steel. Lid locking, lid holding, and imbalance switch-off are standard.



Andreas Hettich GmbH & Co. KG
Föhrenstr. 12 · D-78532 Tuttlingen · Germany
Phone +49(0)7461 705-0 · Fax +49(0)7461 705-122

National Sales (07461) 705-200 · National Service (07461) 705-202
 Internat. Sales +49(0)7461 705-201 · Internat. Service +49(0)7461 705-203

Hettich
ZENTRIFUGEN

www.hettichlab.com · info@hettichlab.com · service@hettichlab.com

1703.0605 me/ga © by Hettich, Tuttlingen · Printed in Germany · Design, form and colour modifications reserved.

DJB Labcare - The UK's Leading Centrifuge Specialist
www.djblabcare.co.uk 01908 612598